

W BOTHELL



DISCOVER THE POSSIBILITIES

AT UNIVERSITY OF WASHINGTON BOTHELL



GET TO KNOW US

ONE UW

As a Husky at UW Bothell, you'll have access to resources on all three UW campuses and earn the same UW degree.



BE THE FIRST

Approximately **41%** of our incoming students at UW Bothell will be the first in their families to earn a four-year degree.

RATIO

Average UW Bothell class size of **29**

17:1 student-to-faculty ratio



Ready to see yourself at UW Bothell? Sign up for a campus visit at uwb.edu/admissions/visit.

COMMUNITY PARTNERS

Our students have collaborated with more than 400 top businesses, nonprofits and government agencies in Washington on various projects. Find out more through our Office of Community-Engaged Learning & Research at uwb.edu/connected-learning.



BUSINESS

- Amazon
- Equinix
- Jamco America, Inc.



NONPROFIT

- NAMI: National Alliance on Mental Illness
- WABS: Washington Alliance for Better Schools
- Forterra - Land for Good



GOVERNMENT

- Washington State Parks
- Public Health – Seattle & King County
- EERC: Environmental Education and Research Center

DEBT FREE

More than **65%** of our undergraduate and graduate students complete their degrees debt-free.

EARNINGS

The wages of UW Bothell alumni with bachelor degrees are consistently the second highest of all public institutions in the state.

Source: Office of Financial Aid & Scholarships (2021-2022) and Educational Research & Data Center (2021)

Discover what makes UW Bothell unique at uwb.edu/about.

FIND YOUR PLACE



Student-centered,
right-sized campus



Large university
resources
with a small
community feel

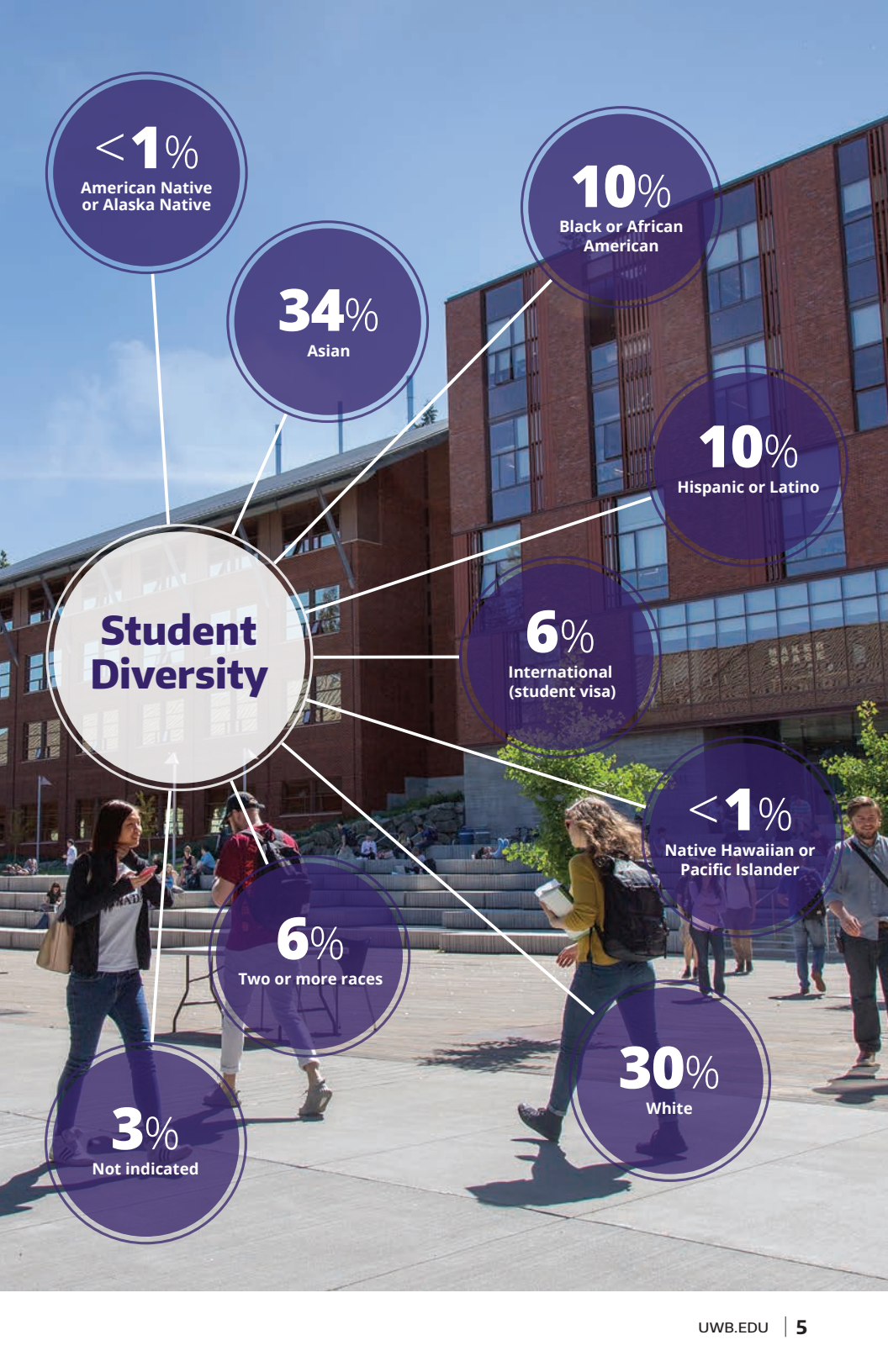


UW BOTHELL CAMPUS PROFILE

5,750+
STUDENTS

350+
FACULTY

5
SCHOOLS



<1%
American Native
or Alaska Native

34%
Asian

10%
Black or African
American

10%
Hispanic or Latino

**Student
Diversity**

6%
International
(student visa)

<1%
Native Hawaiian or
Pacific Islander

6%
Two or more races

3%
Not indicated

30%
White

OUR PROGRAMS

MAJORS

- > American & Ethnic Studies (BA)
- > Applied Computing (BA)
- > Biology (BS)
- > Business Administration (BA) Bellevue Campus
- > Business Administration (BA) Bothell Campus
- > Chemistry (BA)
- > Chemistry (BS – With a biochemistry option)
- > Chemistry (BS)
- > Computer Engineering (BS)
- > Computer Science & Software Engineering (BS)
- > Conservation & Restoration Science (BS)
- > Culture, Literature & the Arts (BA)
- > Earth System Science (BS)
- > Educational Studies (BA - With an elementary education option)
- > Electrical Engineering (BS)
- > Environmental Studies (BA)
- > Gender, Women & Sexuality Studies (BA)
- > Global Studies (BA)
- > Health Studies (BA)
- > Interdisciplinary Arts (BA)
- > Interdisciplinary Studies (BA - With a social science option)
- > Law, Economics & Public Policy (BA)
- > Mathematical Thinking & Visualization (BA)
- > Mathematics (BS)
- > Mechanical Engineering (BS)
- > Media & Communication Studies (BA)
- > Nursing (BS), RN to BSN (transfer entry)
- > Physics (BA)
- > Physics (BS)
- > Psychology (BA)
- > Science, Technology & Society (BA)

(BA) = Bachelor of Arts, (BS) = Bachelor of Science

MINORS

- > Actuarial Science
- > Business Administration
- > Biology
- > Chemistry
- > Computer Science & Software Engineering
- > Creative Writing
- > Data Science
- > Diversity Studies
- > Ecological Restoration
- > Economics
- > Education & Society
- > Gender, Women & Sexuality Studies
- > Global Health
- > Geographic Information Systems (GIS)
- > Health Education & Promotion
- > Health Studies
- > Human Rights
- > Information Technology
- > Marine Biology
- > Mathematics
- > Neuroscience
- > Performance
- > Physics
- > Policy Studies
- > Retail Management
- > Science, Technology & Society
- > Teaching & Learning
- > Visual & Media Arts

Browse the list of available degree programs at
uwb.edu/degrees.

META-MAJOR PATHWAYS

Having trouble choosing a major that's right for you? Meta-Major Pathways are intended to help you find where you want to make a difference, visualize a path and plan a course of action.

What interests you most?



ARTS & MEDIA



BUSINESS & POLICY



EDUCATION & SOCIETY



HEALTH & NATURAL SCIENCES



TECHNOLOGY & ENGINEERING

Explore, discover, connect and engage with Meta-Major Pathways at uwb.edu/premajor/pre-major-students/meta-major-pathways.

CAMPUS LIFE

THERE ARE MORE THAN 100 STUDENT ORGANIZATIONS

on campus. Where will you make your mark?

- Association for Computing Machinery
- Black Student Union
- Bothell Women in Science and Engineering
- Filipino American Student Association
- Finance Club
- Helping Hands Project
- Husky Game Dev
- Muslim Student Association
- Pre-Med Club
- Pride Alliance
- Trickfire Robotics
- *A new club of your own making?*

STUDENT ENGAGEMENT & ACTIVITIES SPONSORS SEVERAL ANNUAL EVENTS, including those created by students. As a student, you can look forward to leading and participating.

WELCOME WEEK

A week-long event filled with fun programs and activities for incoming students to connect with peers and resources!

SPRING FEST

The biggest event of the year, Spring Fest includes an assortment of carnival games on the sports field as well as arts, crafts and even a petting zoo.

Food and music are always a part of the action, too.



Create your own campus experience and get involved!
Find more ways to connect at uwb.edu/sea.

RESIDENTIAL VILLAGE

Build your new home at UW Bothell's newest luxury student housing community. Brand new living spaces, dining opportunities, amenities and more. Explore the on-campus living opportunities at uwb.edu/campus-living.




STUDENT SPACES



The ARC – Activities & Recreation Center

The ARC is a hub for student life on campus — a place for students to gather, socialize, dine and exercise.

Learn more about the ARC at uwb.edu/arc.



The Collaboratory

The Collaboratory is an open and creative space that provides equipment, materials and training needed for academic and personal projects.

Learn more about the Collaboratory at uwb.edu/connected-learning/collaboratory.

HOW TO APPLY

FIRST-YEAR APPLICANTS

APPLICATION CHECKLIST

- ✓ Confirm you meet our **Academic Requirements**
 - Completion of College Academic Distribution Requirements (CADRs)
 - Minimum cumulative GPA of 2.0
- ✓ Prepare your **Personal Essay, Writing Supplement, and Activities Statement**
- ✓ Fill out and submit your **Application**
- ✓ Check your **Application Portal**

IMPORTANT DEADLINES

Early Action Deadline: **November 15**

Regular Decision Deadline: **January 15**

NOTE TO ALL: Students who spend more than half of their education (generally more than seven years) outside the United States will need to demonstrate English Language Proficiency.

Apply at uwb.edu/admissions/apply/first-year.

TRANSFER STUDENTS

APPLICATION CHECKLIST

- ✓ Use our **Transfer Planning Worksheets** at uwb.edu/admissions/apply/transfer/transfer-planning-worksheets
- ✓ Review our **Transfer Credit Policies**
- ✓ Prepare your **Personal Statement**
- ✓ Request Official **Transcripts and Test Scores**
- ✓ Fill out and submit your **Application**
- ✓ Check your **Application Portal**

IMPORTANT DEADLINES

Application deadlines can vary by program. Transfer students should verify deadlines at uwb.edu/admissions/apply/application-dates-deadlines.

NOTE TO ALL: Students who spend more than half of their education (generally more than seven years) outside the United States will need to demonstrate English Language Proficiency.

Apply at uwb.edu/admissions/apply/transfer.

FINANCIAL AID

FAFSA

The Free Application for Federal Student Aid is available to all U.S. citizens and eligible non-citizens (permanent residents).

studentaid.gov/h/apply-for-aid/fafsa

WASFA

The Washington Application for State Financial Aid is available to Washington residents who are not eligible to submit the FAFSA.

wsac.wa.gov/wasfa

HUSKY PROMISE

The Husky Promise guarantees full tuition and standard fees for eligible Washington residents.

washington.edu/huskypromise

Priority Filing Date: February 28

Be sure to include our federal school code below. The code is shared by all three UW campuses.

UW Federal Code 003798

Need additional assistance with financial aid? Learn more at uwb.edu/financial-aid.



COST OF EDUCATION

*Estimated

RESIDENT
TUITION

\$12,559

NON-RESIDENT
TUITION

\$41,913

ANNUAL STUDENT BUDGET

PERSONAL
EXPENSES

\$2,508

NEW
STUDENT FEE

\$370

HOUSING & MEAL
PLAN

\$17,115

BOOKS AND
SUPPLIES

\$900

TRANSPORTATION

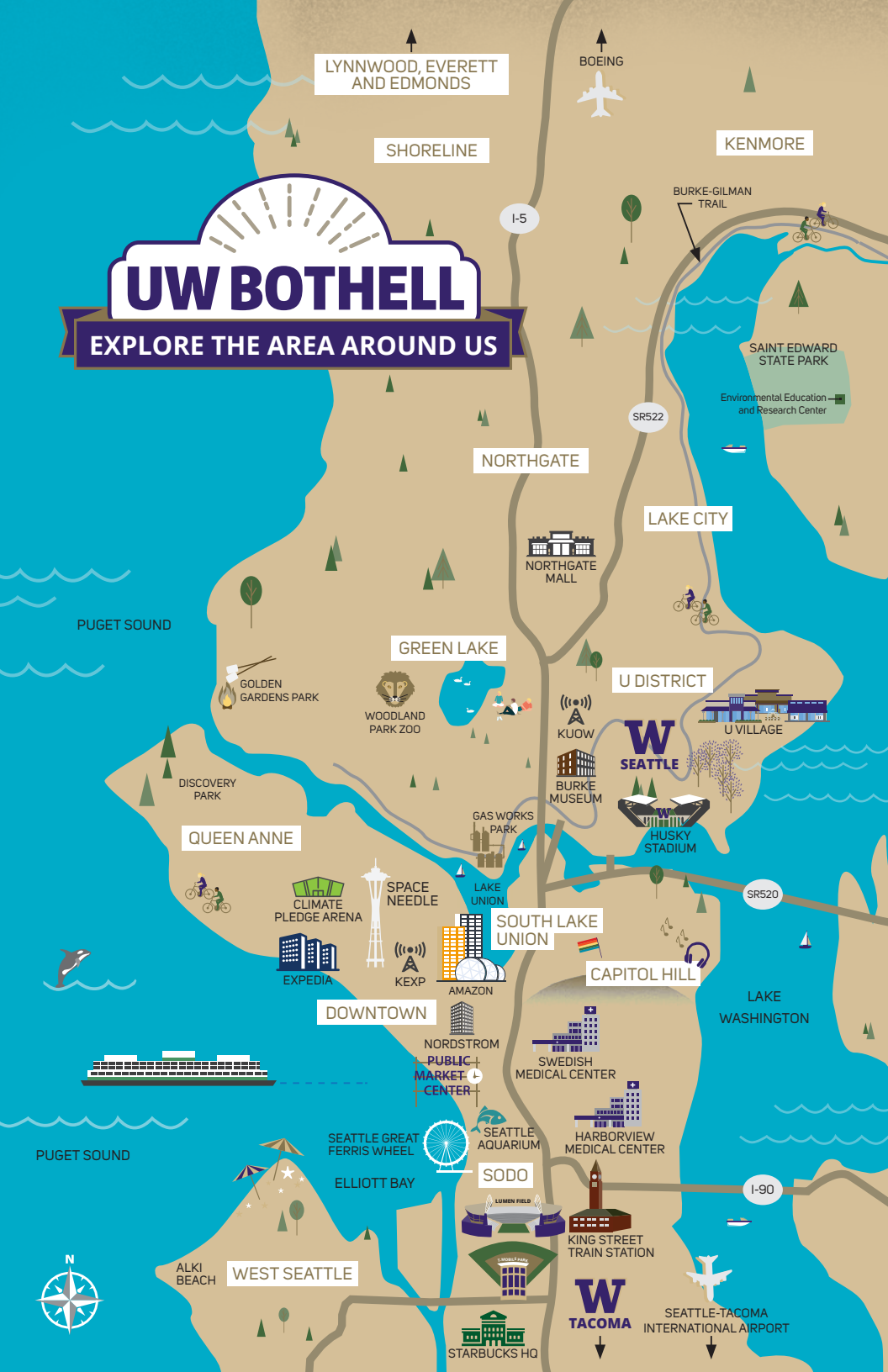
\$1,602

*Tuition and fees subject to change annually; international students subject to additional fees.

Learn more about the cost breakdown at
uwb.edu/catalog/tuition-fees-financial-aid.

UW BOTHELL

EXPLORE THE AREA AROUND US



LYNNWOOD, EVERETT AND EDMONDS

SHORELINE

KENMORE

I-5

BURKE-GILMAN TRAIL

SAINT EDWARD STATE PARK

Environmental Education and Research Center

NORTHGATE

LAKE CITY

PUGET SOUND

NORTHGATE MALL

GREEN LAKE

GOLDEN GARDENS PARK

WOODLAND PARK ZOO

U DISTRICT

W SEATTLE

U VILLAGE

QUEEN ANNE



CLIMATE PLEDGE ARENA

SPACE NEEDLE

KUOW

BURKE MUSEUM

W SEATTLE

HUSKY STADIUM

SOUTH LAKE UNION

AMAZON

CAPITOL HILL

SR520

DOWNTOWN

EXPEDIA

KEXP

AMAZON

SOUTH LAKE UNION

CAPITOL HILL

LAKE WASHINGTON

PUGET SOUND



SEATTLE GREAT FERRIS WHEEL

ELLIOTT BAY

SEATTLE AQUARIUM

SODO

HARBORVIEW MEDICAL CENTER

SWEDISH MEDICAL CENTER

I-90

ALKI BEACH

WEST SEATTLE

STARBUCKS HQ

W TACOMA

SEATTLE-TACOMA INTERNATIONAL AIRPORT



UW BOTHELL CAMPUS

▶ **SCHEDULE A
CAMPUS VISIT:**

We offer info sessions, tours and more all throughout the year. Register today at uwb.edu/admissions/visit.

Can't visit campus? Check out our virtual tour at uwb.edu/admissions/visit/virtual-tour.

▶ **MEET YOUR
ADMISSIONS
COUNSELOR:**

Schedule an in-person, virtual or phone appointment with your counselor to discuss your major of interest, prerequisites and the application process.

Connect with us at uwb.edu/admissions/contact.

▶ **REQUEST MORE
INFORMATION:**

Create your own custom viewbook and get the most recent information about UW Bothell at customviewbook.uwb.edu/discover.

OFFICE OF ADMISSIONS

Summit Hall
18612 Beardslee Blvd
Suite 100
Bothell, WA 98011

Office hours:
Monday through Friday, 9 a.m. to 4 p.m.
Phone: 425.352.5000
Text: 425.659.2920
Email: uwbinfo@uw.edu



**READY TO ASK, LEARN
AND SEE MORE?**

Sign up for a campus visit:
uwb.edu/admissions/visit

The University of Washington is committed to providing equal opportunity and reasonable accommodation in its services, programs, activities, education and employment for individuals with disabilities. To request disability accommodations, please contact Disability Resources for Students at 425.352.5307, TDD 425.352.5303, FAX 425.352.3581, or email uwb-drs@uw.edu.